

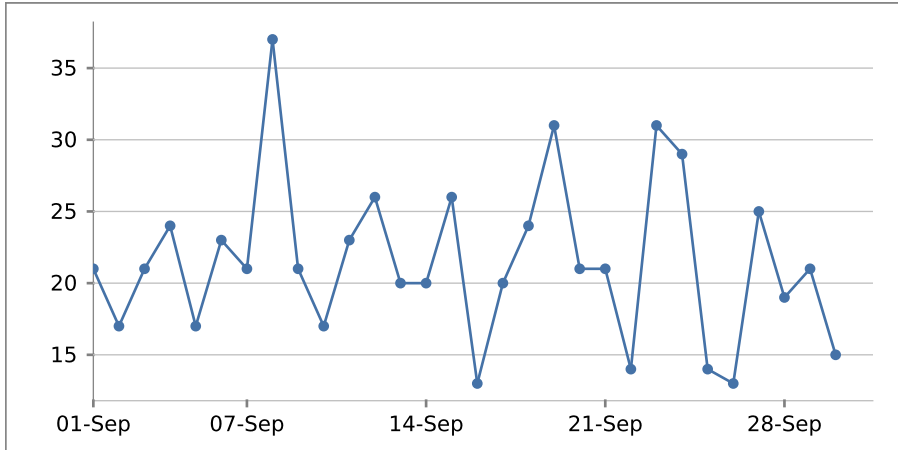


Monthly report 01-Sep-2014 - 30-Sep-2014

1&1 SiteAnalytics for pinebay.net

Visits

All page impressions from the same computer are summarised as one visit. The visits are uniquely identified on the basis of the IP address and the browser ID. As several people may share a computer (e.g. in a cybercafé), the number of visits may not be the same as the number of visitors.

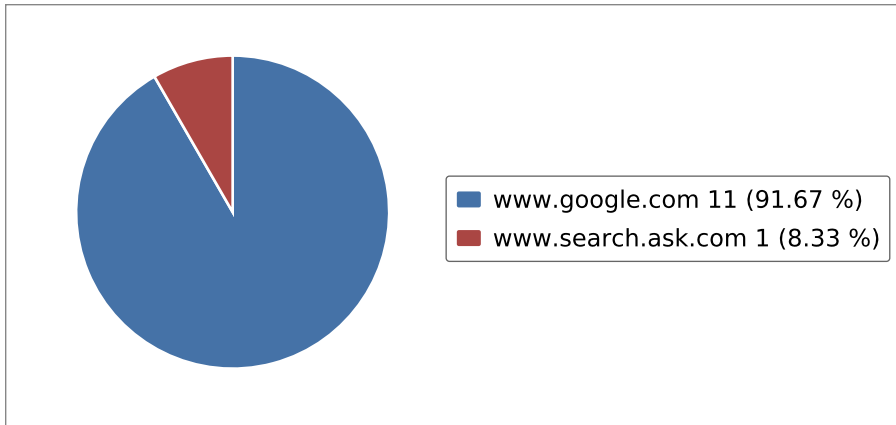


Day of the week	Date	Visits
Monday	01-Sep-14	21
Tuesday	02-Sep-14	17
Wednesday	03-Sep-14	21
Thursday	04-Sep-14	24
Friday	05-Sep-14	17
Saturday	06-Sep-14	23
Sunday	07-Sep-14	21
Monday	08-Sep-14	37
Tuesday	09-Sep-14	21
Wednesday	10-Sep-14	17
Thursday	11-Sep-14	23
Friday	12-Sep-14	26
Saturday	13-Sep-14	20
Sunday	14-Sep-14	20
Monday	15-Sep-14	26
Tuesday	16-Sep-14	13
Wednesday	17-Sep-14	20
Thursday	18-Sep-14	24
Friday	19-Sep-14	31

Day of the week	Date	Visits
Saturday	20-Sep-14	21
Sunday	21-Sep-14	21
Monday	22-Sep-14	14
Tuesday	23-Sep-14	31
Wednesday	24-Sep-14	29
Thursday	25-Sep-14	14
Friday	26-Sep-14	13
Saturday	27-Sep-14	25
Sunday	28-Sep-14	19
Monday	29-Sep-14	21
Tuesday	30-Sep-14	15
Total		645
Averages		22

Search engines

Using this analysis, you can identify the search engines used by your visitors. You can also see how many visitors reach your pages via the respective search engines.



Search engines	Visits	%
www.google.com	11	91.67 %
www.search.ask.com	1	8.33 %
Total	12	100.00 %



Search terms

The table shows the search terms by means of which your website was found most frequently. Every row contains a search term. For example, if somebody found your website by means of the phrase "repair car", both "repair" and "car" will be displayed as independent terms in the table.

Search terms	Visits	%
bay	2	22.22 %
pine	2	22.22 %
pinebay.net	1	11.11 %
rehoboth	1	11.11 %
homeowners	1	11.11 %
association	1	11.11 %
beach	1	11.11 %
Total	9	100.00 %

Most frequently accessed pages

You can see the most frequently accessed pages. Only fully loaded pages are counted. Individual page elements, such as images or other elements, are not counted individually. This includes all files with the extensions .png, .jpg, jpeg, .gif, .swf, .css, .class, and .js.

Most frequently accessed pages	Page impressions	%
/index.html	428	31.52 %
/body.html	200	14.73 %
/header.html	165	12.15 %
/side.html	158	11.63 %
/header-left.html	157	11.56 %
/Pool-Rules.html	22	1.62 %
/statistics.html	17	1.25 %
/HAandC.html	16	1.18 %
/summary-and-general-information.html	14	1.03 %
/statistics/jan-report.pdf	13	0.96 %
/statistics/oct-report.pdf	11	0.81 %
/2012-4th-July.html	10	0.74 %
/statistics/jul-report.pdf	9	0.66 %
/statistics/jun-report.pdf	9	0.66 %
/statistics/may-report.pdf	8	0.59 %



Monthly report 01-Sep-2014 - 30-Sep-2014

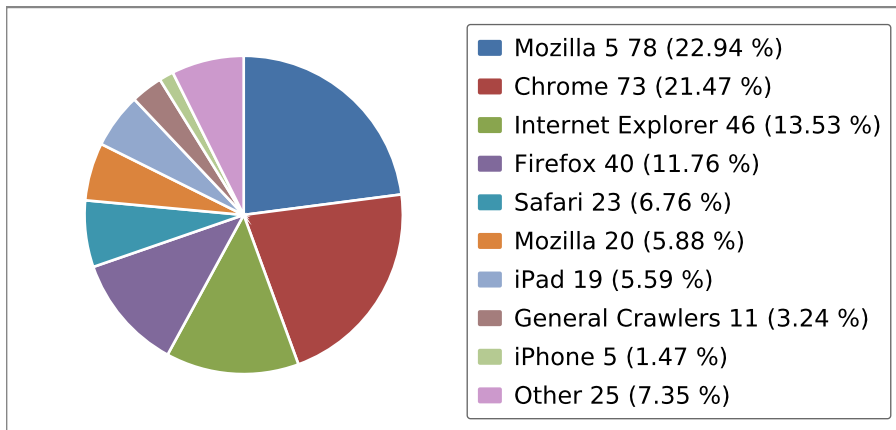
1&1 SiteAnalytics for pinebay.net

Most frequently accessed pages	Page impressions	%
/statistics/sep-report.pdf	8	0.59 %
/statistics/aug-report.pdf	7	0.52 %
/builder-criteria.html	7	0.52 %
/protected/2014-PINE-BAY-DIRECTORY-050514.pdf	7	0.52 %
/statistics/feb-report.pdf	7	0.52 %
/statistics/apr-report.pdf	6	0.44 %
/Trash-Recycling-YardWaste.html	6	0.44 %
/statistics/dec-report.pdf	6	0.44 %
/rules-and-regulations.html	5	0.37 %
/maps.html	5	0.37 %
/statistics/mar-report.pdf	5	0.37 %
/Infrastructure-Management.html	5	0.37 %
/Covenants-Conditions-and-Restrictions.pdf	5	0.37 %
/sponsors.html	4	0.29 %
/setback-requirements.html	3	0.22 %
/By-Laws.pdf	3	0.22 %
/statistics/nov-report.pdf	3	0.22 %
/ARC-Homepage.html	3	0.22 %
/ARC-abridged-covenants.html	2	0.15 %
/local-tree-services-arborists.html	2	0.15 %
/ARC-approval-submissions.html	2	0.15 %
/protected/HOA-meeting-9-1-2014.html	2	0.15 %
/sitemap.txt	2	0.15 %
/Recognizing-Tree-Hazards.pdf	2	0.15 %
/protected/2014-PINE-BAY-DIRECTORY-092114.pdf	1	0.07 %
/Builder-Criteria.pdf	1	0.07 %
/annual-homeowners-meeting.html	1	0.07 %
/Covenant-and-Building-Regulation-Violation-Penalties.pdf	1	0.07 %
/googleff1085efe025183b.html	1	0.07 %
/womens-social.html	1	0.07 %
/can-this-tree-be-saved.html	1	0.07 %

Most frequently accessed pages	Page impressions	%
/under-construction.html	1	0.07 %
/tree-maintenance-calendar.html	1	0.07 %
Other	5	0.37 %
Total	1,358	100.00 %

Browsers

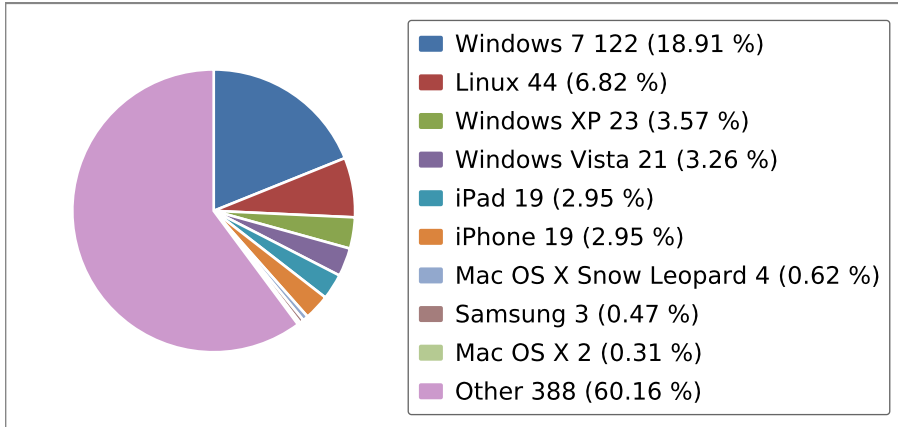
This chart shows the browsers used by your visitors. For example, this helps you to identify the browsers for which you need to optimise your website.



Browsers	Visits	%
Mozilla 5	78	22.94 %
Chrome	73	21.47 %
Internet Explorer	46	13.53 %
Firefox	40	11.76 %
Safari	23	6.76 %
Mozilla	20	5.88 %
iPad	19	5.59 %
General Crawlers	11	3.24 %
iPhone	5	1.47 %
Other	25	7.35 %
Total	340	100.00 %

Operating systems

You can see the operating systems used by your visitors. This information helps you to find out for which operating systems you may need to optimise your website.



Operating systems	Visits	%
Windows 7	122	18.91 %
Linux	44	6.82 %
Windows XP	23	3.57 %
Windows Vista	21	3.26 %
iPad	19	2.95 %
iPhone	19	2.95 %
Mac OS X Snow Leopard	4	0.62 %
Samsung	3	0.47 %
Mac OS X	2	0.31 %
Other	388	60.16 %
Total	645	100.00 %

Referring pages

You can see the pages that referred your visitors to your website. Referring pages may be other websites or search engines. The complete URL is displayed.

Referring pages	Visits	%
semalt.semalt.com/crawler.php	33	41.25 %
www.google.com/url	11	13.75 %
www.wefpages.com/customers/wefpages-websites-2012.html	3	3.75 %
www.google.com/	3	3.75 %
musica.descargar-musica-gratis.net/descargar-musica-gratis.php	2	2.50 %



Monthly report 01-Sep-2014 - 30-Sep-2014

1&1 SiteAnalytics for pinebay.net

Referring pages	Visits	%
www.bing.com/search	2	2.50 %
258.semalt.com/crawler.php	1	1.25 %
570.semalt.com/crawler.php	1	1.25 %
Other	24	30.00 %
Total	80	100.00 %

Visits from continents

This analysis shows which continents your visitors come from.

Continents	Visits	%
North America	299	65.23 %
Europe	104	22.79 %
Asia	35	7.66 %
South America	20	4.32 %
Total	458	100.00 %

Visits from countries

This analysis shows which countries your visitors come from. This information indicates the countries that your website should focus on or the countries for which it still needs to be optimised.

Countries	Visits	%
United States	296	64.51 %
United Kingdom	67	14.51 %
China	19	4.12 %
Brazil	15	3.33 %
Japan	11	2.35 %
Russia	10	2.16 %
Germany	8	1.76 %
Italy	4	0.98 %
Ukraine	4	0.98 %
Philippines	4	0.78 %
Portugal	3	0.59 %
France	3	0.59 %
Argentina	2	0.39 %



Monthly report 01-Sep-2014 - 30-Sep-2014

1&1 SiteAnalytics for pinebay.net

Countries	Visits	%
Romania	2	0.39 %
Canada	2	0.39 %
Peru	2	0.39 %
Mexico	1	0.20 %
Lithuania	1	0.20 %
India	1	0.20 %
Bulgaria	1	0.20 %
Spain	1	0.20 %
Netherlands	1	0.20 %
Colombia	1	0.20 %
Other	2	0.39 %
Total	459	100.00 %

Visits from cities

This analysis shows which cities your visitors come from

Cities	Visits	%
US:	80	17.45 %
US: Mountain View	65	14.12 %
GB: Newcastle	65	14.12 %
US: Ijamsville	22	4.90 %
US: Ellicott City	14	3.14 %
US: Richmond	13	2.75 %
US: Sunnyvale	13	2.75 %
US: Woodbridge	12	2.55 %
US: Boise	11	2.35 %
JP:	11	2.35 %
US: Laurel	9	1.96 %
RU:	9	1.96 %
CN: Shenzhen	8	1.76 %
CN: Beijing	8	1.76 %
US: Seattle	6	1.37 %
US: Mount Laurel	6	1.37 %



Monthly report 01-Sep-2014 - 30-Sep-2014

1&1 SiteAnalytics for pinebay.net

Cities	Visits	%
US: Washington	5	1.18 %
DE: Kiez	5	1.18 %
US: Rehoboth Beach	5	1.18 %
UA:	4	0.98 %
BR: S?o Paulo	4	0.78 %
BR:	4	0.78 %
US: Sterling	4	0.78 %
Other	76	16.47 %
Total	459	100.00 %