

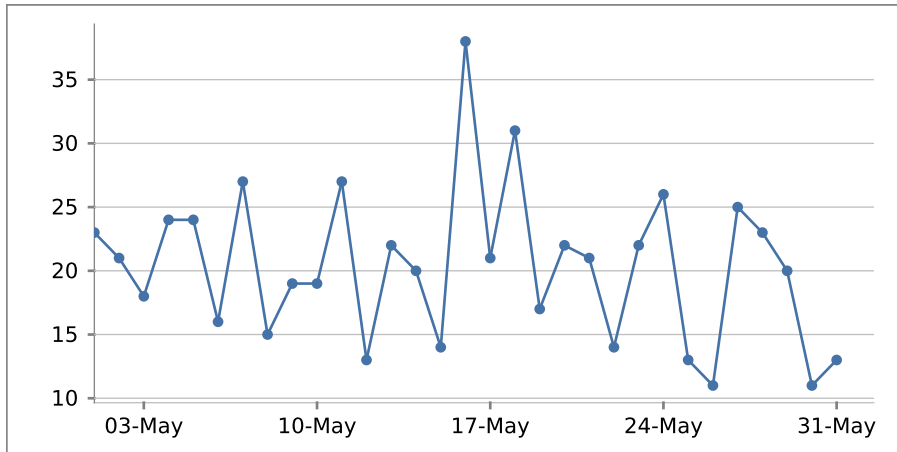


# Monthly report 01-May-2015 - 31-May-2015

1&1 SiteAnalytics for pinebay.net

## Visits

All page impressions from the same computer are summarised as one visit. The visits are uniquely identified on the basis of the IP address and the browser ID. As several people may share a computer (e.g. in a cybercafé), the number of visits may not be the same as the number of visitors.

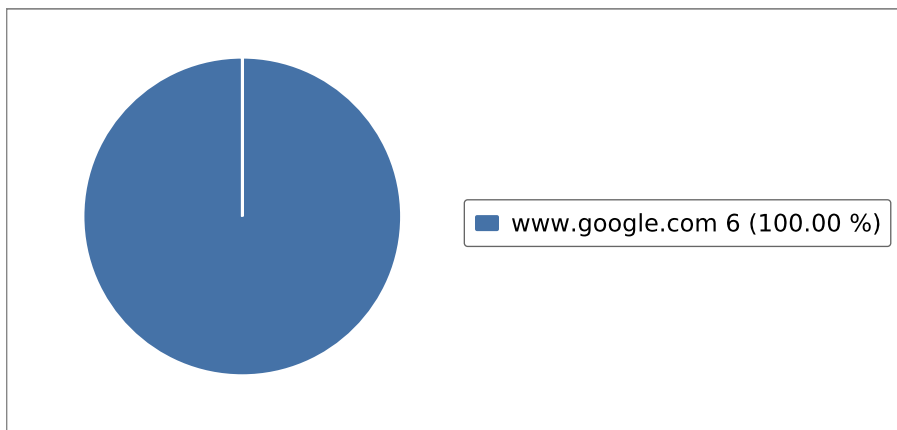


Day of the week	Date	Visits
Friday	01-May-15	23
Saturday	02-May-15	21
Sunday	03-May-15	18
Monday	04-May-15	24
Tuesday	05-May-15	24
Wednesday	06-May-15	16
Thursday	07-May-15	27
Friday	08-May-15	15
Saturday	09-May-15	19
Sunday	10-May-15	19
Monday	11-May-15	27
Tuesday	12-May-15	13
Wednesday	13-May-15	22
Thursday	14-May-15	20
Friday	15-May-15	14
Saturday	16-May-15	38
Sunday	17-May-15	21
Monday	18-May-15	31
Tuesday	19-May-15	17

Day of the week	Date	Visits
Wednesday	20-May-15	22
Thursday	21-May-15	21
Friday	22-May-15	14
Saturday	23-May-15	22
Sunday	24-May-15	26
Monday	25-May-15	13
Tuesday	26-May-15	11
Wednesday	27-May-15	25
Thursday	28-May-15	23
Friday	29-May-15	20
Saturday	30-May-15	11
Sunday	31-May-15	13
<b>Total</b>		<b>630</b>
<b>Averages</b>		<b>20</b>

## Search engines

Using this analysis, you can identify the search engines used by your visitors. You can also see how many visitors reach your pages via the respective search engines.



Search engines	Visits	%
www.google.com	6	100.00 %
<b>Total</b>	<b>6</b>	<b>100.00 %</b>



## Search terms

The table shows the search terms by means of which your website was found most frequently. Every row contains a search term. For example, if somebody found your website by means of the phrase "repair car", both "repair" and "car" will be displayed as independent terms in the table.

Search terms	Visits	%
homeowners	1	20.00 %
association	1	20.00 %
bay	1	20.00 %
for	1	20.00 %
pine	1	20.00 %
<b>Total</b>	<b>5</b>	<b>100.00 %</b>

## Most frequently accessed pages

You can see the most frequently accessed pages. Only fully loaded pages are counted. Individual page elements, such as images or other elements, are not counted individually. This includes all files with the extensions .png, .jpg, jpeg, .gif, .swf, .css, .class, and .js.

Most frequently accessed pages	Page impressions	%
/index.html	561	45.46 %
/body.html	145	11.75 %
/header.html	116	9.40 %
/header-left.html	112	9.08 %
/side.html	108	8.75 %
/statistics.html	21	1.70 %
/statistics/apr-report.pdf	12	0.97 %
/statistics/aug-report.pdf	11	0.89 %
/statistics/sep-report.pdf	9	0.73 %
/statistics/jan-report.pdf	8	0.65 %
/statistics/oct-report.pdf	8	0.65 %
/ARC-Approval-Submissions.pdf	7	0.57 %
/statistics/jul-report.pdf	7	0.57 %
/Trash-Recycling-YardWaste.html	7	0.57 %
/statistics/may-report.pdf	7	0.57 %
/statistics/feb-report.pdf	7	0.57 %
/Pool-Rules.html	7	0.57 %



## Monthly report 01-May-2015 - 31-May-2015

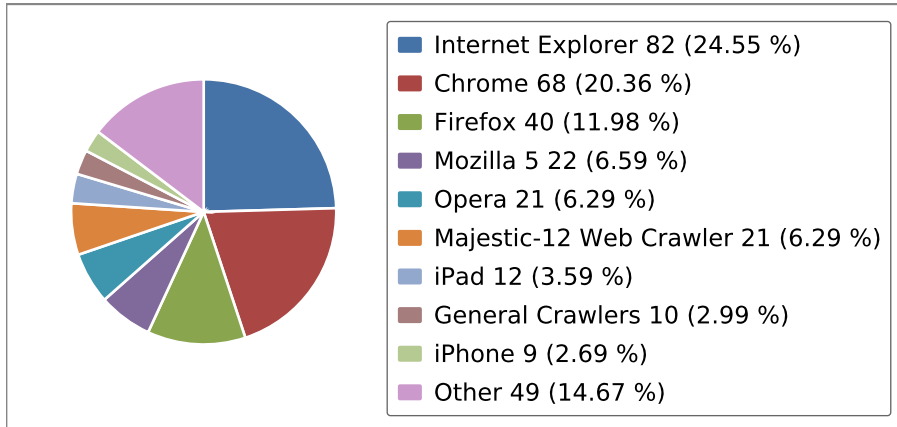
1&1 SiteAnalytics for pinebay.net

Most frequently accessed pages	Page impressions	%
/statistics/dec-report.pdf	7	0.57 %
/statistics/mar-report.pdf	6	0.49 %
/statistics/jun-report.pdf	6	0.49 %
/statistics/nov-report.pdf	5	0.41 %
/local-tree-services-arborists.html	4	0.32 %
/summary-and-general-information.html	4	0.32 %
/sponsors.html	4	0.32 %
/rules-and-regulations.html	3	0.24 %
/maps.html	3	0.24 %
/ARC-Homepage.html	3	0.24 %
/HAandC.html	3	0.24 %
/sitemap.txt	3	0.24 %
/mowing-landscaping-snow-plowing.html	2	0.16 %
/builder-criteria.html	2	0.16 %
/protected/PineBayDirectory2015.pdf	2	0.16 %
/By-Laws.pdf	2	0.16 %
/Forms/Builder-Requirements-and-Acknowledgement.pdf	2	0.16 %
/Official-Tree-Policy.pdf	2	0.16 %
/Infrastructure-Management.html	2	0.16 %
/ARC-approval-submissions.html	2	0.16 %
/july-4th.html	2	0.16 %
/under-construction.html	2	0.16 %
/ARC-Home-Page.html	1	0.08 %
/ARC-abridged-covenants.html	1	0.08 %
/community-pictures.html	1	0.08 %
/annual-homeowners-meeting.html	1	0.08 %
/pool-opening-social.html	1	0.08 %
/googleff1085efe025183b.html	1	0.08 %
/womens-social.html	1	0.08 %
/2008-4th-july.html	1	0.08 %
/tree-maintenance-calendar.html	1	0.08 %
Other	1	0.08 %

Most frequently accessed pages	Page impressions	%
<b>Total</b>	<b>1,234</b>	<b>100.00 %</b>

## Browsers

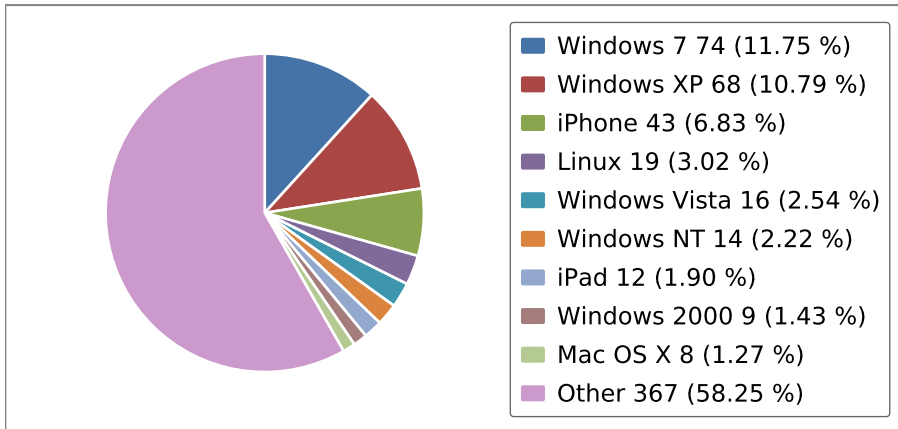
This chart shows the browsers used by your visitors. For example, this helps you to identify the browsers for which you need to optimise your website.



Browsers	Visits	%
Internet Explorer	82	24.55 %
Chrome	68	20.36 %
Firefox	40	11.98 %
Mozilla 5	22	6.59 %
Opera	21	6.29 %
Majestic-12 Web Crawler	21	6.29 %
iPad	12	3.59 %
General Crawlers	10	2.99 %
iPhone	9	2.69 %
Other	49	14.67 %
<b>Total</b>	<b>334</b>	<b>100.00 %</b>

## Operating systems

You can see the operating systems used by your visitors. This information helps you to find out for which operating systems you may need to optimise your website.



Operating systems	Visits	%
Windows 7	74	11.75 %
Windows XP	68	10.79 %
iPhone	43	6.83 %
Linux	19	3.02 %
Windows Vista	16	2.54 %
Windows NT	14	2.22 %
iPad	12	1.90 %
Windows 2000	9	1.43 %
Mac OS X	8	1.27 %
Other	367	58.25 %
<b>Total</b>	<b>630</b>	<b>100.00 %</b>

## Referring pages

You can see the pages that referred your visitors to your website. Referring pages may be other websites or search engines. The complete URL is displayed.

Referring pages	Visits	%
best-seo-offer.com/try.php	28	17.61 %
buttons-for-your-website.com	15	9.43 %
www.google.com/	8	5.03 %
www.google.com/url	6	3.77 %
ooo-olni.ru/	3	1.89 %



## Monthly report 01-May-2015 - 31-May-2015

1&1 SiteAnalytics for pinebay.net

Referring pages	Visits	%
lawgibb.com/	3	1.89 %
viparenda.kz/ru/	3	1.89 %
www.germes-trans.com//	2	1.26 %
Other	91	57.23 %
<b>Total</b>	<b>159</b>	<b>100.00 %</b>

### Visits from continents

This analysis shows which continents your visitors come from.

Continents	Visits	%
North America	230	46.21 %
Europe	164	32.85 %
Asia	91	18.23 %
South America	13	2.53 %
Africa	1	0.18 %
<b>Total</b>	<b>499</b>	<b>100.00 %</b>

### Visits from countries

This analysis shows which countries your visitors come from. This information indicates the countries that your website should focus on or the countries for which it still needs to be optimised.

Countries	Visits	%
United States	227	45.45 %
China	86	17.13 %
Ukraine	85	16.95 %
United Kingdom	40	7.94 %
Brazil	9	1.80 %
Germany	9	1.80 %
France	7	1.44 %
Russia	7	1.44 %
Italy	6	1.26 %
Finland	3	0.54 %
Mexico	2	0.36 %
Argentina	2	0.36 %



## Monthly report 01-May-2015 - 31-May-2015

1&1 SiteAnalytics for pinebay.net

Countries	Visits	%
Portugal	2	0.36 %
Philippines	2	0.36 %
Denmark	1	0.18 %
Austria	1	0.18 %
Mauritius	1	0.18 %
Iran	1	0.18 %
Spain	1	0.18 %
United Arab Emirates	1	0.18 %
Costa Rica	1	0.18 %
Peru	1	0.18 %
Taiwan	1	0.18 %
Other	6	1.16 %
<b>Total</b>	<b>499</b>	<b>100.00 %</b>

### Visits from cities

This analysis shows which cities your visitors come from

Cities	Visits	%
US:	89	17.86 %
CN:	67	13.35 %
UA:	65	12.99 %
US: Mountain View	57	11.36 %
GB: Newcastle	37	7.39 %
UA: Kiev	20	3.97 %
CN: Beijing	19	3.79 %
US: Sunnyvale	16	3.25 %
US: Mount Laurel	11	2.16 %
US: Wilmington	9	1.80 %
FR:	6	1.26 %
RU:	6	1.26 %
BR:	6	1.26 %
US: Laurel	4	0.90 %
US: Philadelphia	4	0.90 %





## Monthly report 01-May-2015 - 31-May-2015

1&1 SiteAnalytics for pinebay.net

Cities	Visits	%
US: Lewes	4	0.72 %
DE:	4	0.72 %
DE: Kiez	4	0.72 %
US: Springfield	4	0.72 %
US: Washington	3	0.54 %
FI: Helsinki	3	0.54 %
US: Fort Lauderdale	2	0.36 %
US: Bellevue	2	0.36 %
Other	59	11.80 %
<b>Total</b>	<b>499</b>	<b>100.00 %</b>