

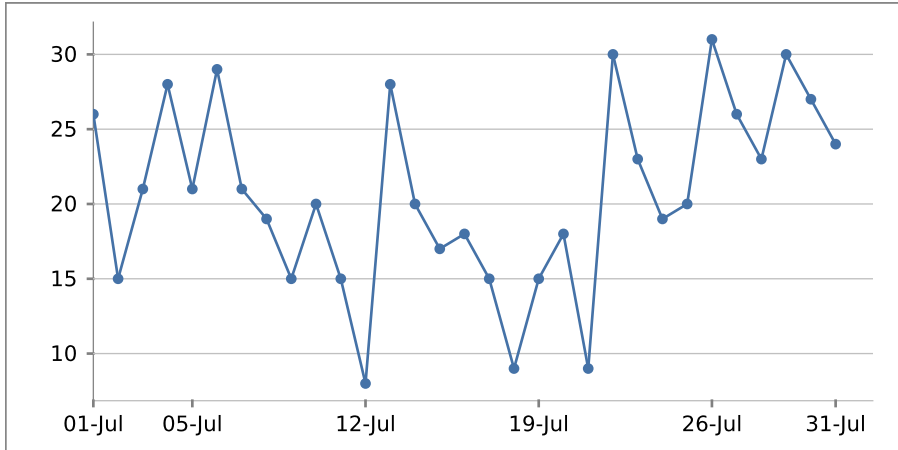


Monthly report 01-Jul-2015 - 31-Jul-2015

1&1 SiteAnalytics for pinebay.net

Visits

All page impressions from the same computer are summarised as one visit. The visits are uniquely identified on the basis of the IP address and the browser ID. As several people may share a computer (e.g. in a cybercafé), the number of visits may not be the same as the number of visitors.



Day of the week	Date	Visits
Wednesday	01-Jul-15	26
Thursday	02-Jul-15	15
Friday	03-Jul-15	21
Saturday	04-Jul-15	28
Sunday	05-Jul-15	21
Monday	06-Jul-15	29
Tuesday	07-Jul-15	21
Wednesday	08-Jul-15	19
Thursday	09-Jul-15	15
Friday	10-Jul-15	20
Saturday	11-Jul-15	15
Sunday	12-Jul-15	8
Monday	13-Jul-15	28
Tuesday	14-Jul-15	20
Wednesday	15-Jul-15	17
Thursday	16-Jul-15	18
Friday	17-Jul-15	15
Saturday	18-Jul-15	9
Sunday	19-Jul-15	15



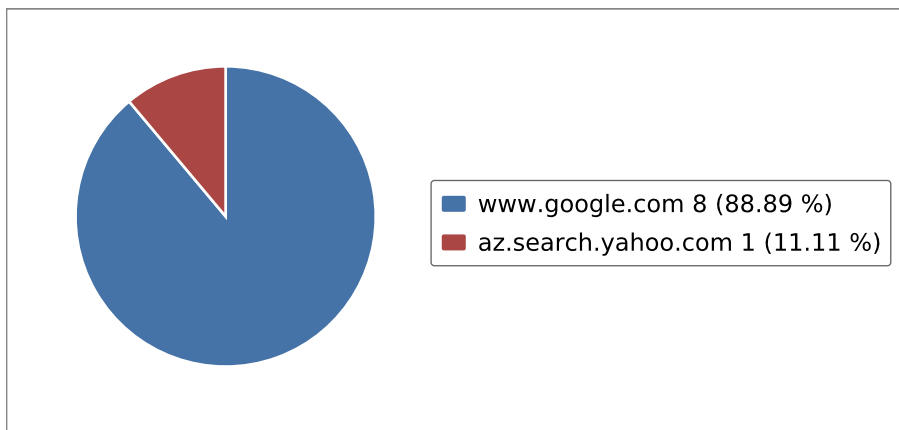
Monthly report 01-Jul-2015 - 31-Jul-2015

1&1 SiteAnalytics for pinebay.net

Day of the week	Date	Visits
Monday	20-Jul-15	18
Tuesday	21-Jul-15	9
Wednesday	22-Jul-15	30
Thursday	23-Jul-15	23
Friday	24-Jul-15	19
Saturday	25-Jul-15	20
Sunday	26-Jul-15	31
Monday	27-Jul-15	26
Tuesday	28-Jul-15	23
Wednesday	29-Jul-15	30
Thursday	30-Jul-15	27
Friday	31-Jul-15	24
Total		640
Averages		21

Search engines

Using this analysis, you can identify the search engines used by your visitors. You can also see how many visitors reach your pages via the respective search engines.



Search engines	Visits	%
www.google.com	8	88.89 %
az.search.yahoo.com	1	11.11 %
Total	9	100.00 %



Search terms

The table shows the search terms by means of which your website was found most frequently. Every row contains a search term. For example, if somebody found your website by means of the phrase "repair car", both "repair" and "car" will be displayed as independent terms in the table.

Search terms	Visits	%
rehoboth	2	22.22 %
larry	2	22.22 %
brown	2	22.22 %
pinebay.net	1	11.11 %
bay	1	11.11 %
pine	1	11.11 %
Total	9	100.00 %

Most frequently accessed pages

You can see the most frequently accessed pages. Only fully loaded pages are counted. Individual page elements, such as images or other elements, are not counted individually. This includes all files with the extensions .png, .jpg, jpeg, .gif, .swf, .css, .class, and .js.

Most frequently accessed pages	Page impressions	%
/index.html	362	29.92 %
/body.html	175	14.46 %
/header.html	155	12.81 %
/header-left.html	152	12.56 %
/side.html	132	10.91 %
/statistics.html	23	1.90 %
/statistics/aug-report.pdf	15	1.24 %
/statistics/apr-report.pdf	14	1.16 %
/summary-and-general-information.html	11	0.91 %
/statistics/dec-report.pdf	10	0.83 %
/statistics/oct-report.pdf	10	0.83 %
/statistics/jul-report.pdf	8	0.66 %
/Builder-Criteria.pdf	8	0.66 %
/HAandC.html	8	0.66 %
/statistics/sep-report.pdf	8	0.66 %
/rules-and-regulations.html	7	0.58 %



Monthly report 01-Jul-2015 - 31-Jul-2015

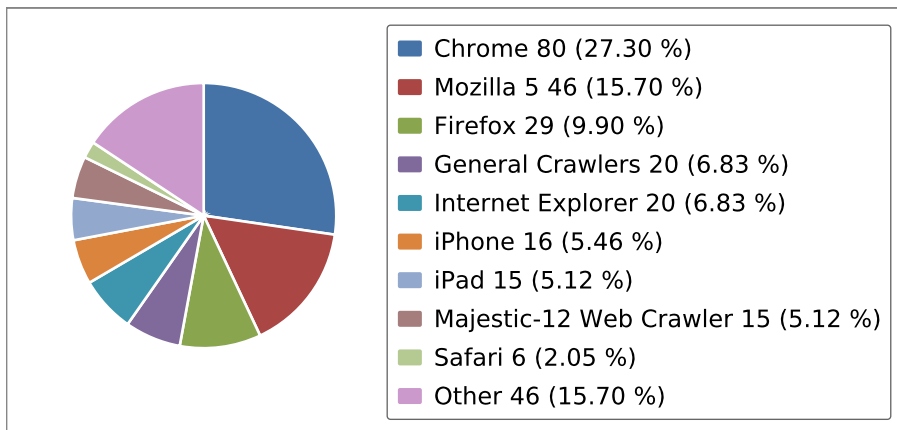
1&1 SiteAnalytics for pinebay.net

Most frequently accessed pages	Page impressions	%
/statistics/feb-report.pdf	7	0.58 %
/statistics/mar-report.pdf	7	0.58 %
/Pool-Rules.html	7	0.58 %
/By-Laws.pdf	6	0.50 %
/statistics/may-report.pdf	6	0.50 %
/builder-criteria.html	5	0.41 %
/ARC-Homepage.html	5	0.41 %
/statistics/jun-report.pdf	5	0.41 %
/Infrastructure-Management.html	5	0.41 %
/july-4th.html	5	0.41 %
/statistics/nov-report.pdf	4	0.33 %
/womens-social.html	4	0.33 %
/Common-Areas-and-Lighting.html	3	0.25 %
/maps.html	3	0.25 %
/Trash-Recycling-YardWaste.html	3	0.25 %
/statistics/jan-report.pdf	3	0.25 %
/swimming-pool-addendum.html	3	0.25 %
/sitemap.txt	3	0.25 %
/mowing-landscaping-snow-plowing.html	2	0.17 %
/community-views.html	2	0.17 %
/local-tree-services-arborists.html	2	0.17 %
/documents/Infrastructure/Infrastructure-Management_files/themedata.thmx	2	0.17 %
/Official-Tree-Policy.pdf	2	0.17 %
/Covenant-and-Building-Regulation-Violation-Penalties.pdf	2	0.17 %
/ARC-Abridged-Covenants.pdf	2	0.17 %
/sponsors.html	2	0.17 %
/Covenants-Conditions-and-Restrictions.pdf	2	0.17 %
/pool-rules-2012.html	1	0.08 %
/protected/HOA-meeting-5-24-2015.pdf	1	0.08 %
/googleff1085efe025183b.html	1	0.08 %
/under-construction.html	1	0.08 %

Most frequently accessed pages	Page impressions	%
/tree-maintenance-calendar.html	1	0.08 %
Other	5	0.41 %
Total	1,210	100.00 %

Browsers

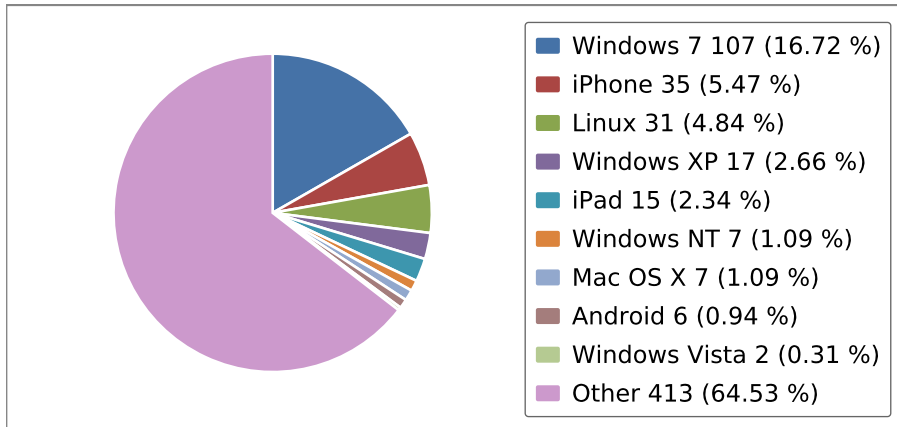
This chart shows the browsers used by your visitors. For example, this helps you to identify the browsers for which you need to optimise your website.



Browsers	Visits	%
Chrome	80	27.30 %
Mozilla 5	46	15.70 %
Firefox	29	9.90 %
General Crawlers	20	6.83 %
Internet Explorer	20	6.83 %
iPhone	16	5.46 %
iPad	15	5.12 %
Majestic-12 Web Crawler	15	5.12 %
Safari	6	2.05 %
Other	46	15.70 %
Total	293	100.00 %

Operating systems

You can see the operating systems used by your visitors. This information helps you to find out for which operating systems you may need to optimise your website.



Operating systems	Visits	%
Windows 7	107	16.72 %
iPhone	35	5.47 %
Linux	31	4.84 %
Windows XP	17	2.66 %
iPad	15	2.34 %
Windows NT	7	1.09 %
Mac OS X	7	1.09 %
Android	6	0.94 %
Windows Vista	2	0.31 %
Other	413	64.53 %
Total	640	100.00 %

Referring pages

You can see the pages that referred your visitors to your website. Referring pages may be other websites or search engines. The complete URL is displayed.

Referring pages	Visits	%
success-seo.com/try.php	31	29.52 %
www.google.com/	22	20.95 %
buttons-for-website.com	10	9.52 %
www.google.com/url	8	7.62 %
videos-for-your-business.com	8	7.62 %



Monthly report 01-Jul-2015 - 31-Jul-2015

1&1 SiteAnalytics for pinebay.net

Referring pages	Visits	%
www.bing.com/search	4	3.81 %
www.bing.com/	2	1.90 %
hvd-store.com/	2	1.90 %
Other	18	17.14 %
Total	105	100.00 %

Visits from continents

This analysis shows which continents your visitors come from.

Continents	Visits	%
North America	229	45.36 %
Asia	178	35.36 %
Europe	76	15.00 %
South America	19	3.75 %
Africa	3	0.54 %
Total	504	100.00 %

Visits from countries

This analysis shows which countries your visitors come from. This information indicates the countries that your website should focus on or the countries for which it still needs to be optimised.

Countries	Visits	%
United States	227	45.00 %
China	168	33.39 %
United Kingdom	26	5.18 %
Russia	17	3.39 %
Brazil	15	3.04 %
Germany	9	1.79 %
France	7	1.43 %
Czech Rep.	4	0.89 %
Japan	4	0.71 %
Italy	4	0.71 %
Ukraine	3	0.54 %
Vietnam	2	0.36 %



Monthly report 01-Jul-2015 - 31-Jul-2015

1&1 SiteAnalytics for pinebay.net

Countries	Visits	%
Venezuela	2	0.36 %
Kenya	2	0.36 %
Argentina	2	0.36 %
Philippines	2	0.36 %
Netherlands	2	0.36 %
Mexico	1	0.18 %
India	1	0.18 %
Iran	1	0.18 %
Kazakhstan	1	0.18 %
Nigeria	1	0.18 %
Switzerland	1	0.18 %
Other	4	0.71 %
Total	504	100.00 %

Visits from cities

This analysis shows which cities your visitors come from

Cities	Visits	%
CN:	166	32.86 %
US:	86	17.14 %
US: Mountain View	41	8.21 %
GB: Newcastle	24	4.82 %
RU:	16	3.21 %
US: Mount Laurel	14	2.68 %
US: Lewes	9	1.79 %
US: Philadelphia	9	1.79 %
US: Sunnyvale	8	1.61 %
US: Woodbridge	7	1.43 %
DE:	5	1.07 %
FR:	5	1.07 %
BR:	5	1.07 %
US: Dover	4	0.89 %
CZ:	4	0.89 %



Monthly report 01-Jul-2015 - 31-Jul-2015

1&1 SiteAnalytics for pinebay.net

Cities	Visits	%
US: Rehoboth Beach	4	0.89 %
US: Downingtown	4	0.71 %
JP:	4	0.71 %
US: Wilmington	3	0.54 %
US: Boise	3	0.54 %
UA:	3	0.54 %
BR: S?o Paulo	3	0.54 %
US: Bellevue	2	0.36 %
Other	74	14.64 %
Total	504	100.00 %