

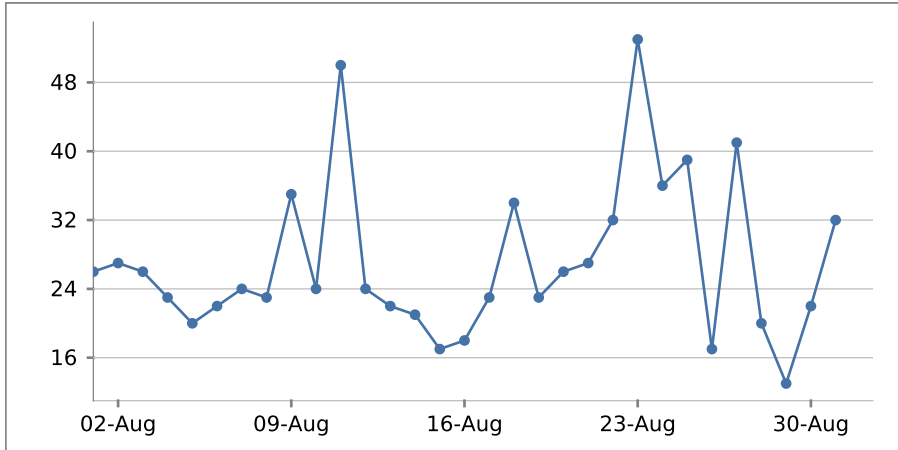


Monthly report 01-Aug-2015 - 31-Aug-2015

1&1 SiteAnalytics for pinebay.net

Visits

All page impressions from the same computer are summarised as one visit. The visits are uniquely identified on the basis of the IP address and the browser ID. As several people may share a computer (e.g. in a cybercafé), the number of visits may not be the same as the number of visitors.

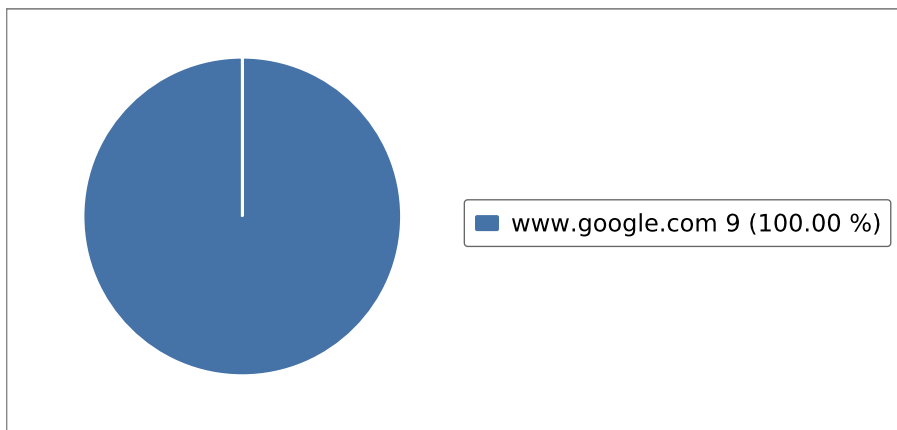


Day of the week	Date	Visits
Saturday	01-Aug-15	26
Sunday	02-Aug-15	27
Monday	03-Aug-15	26
Tuesday	04-Aug-15	23
Wednesday	05-Aug-15	20
Thursday	06-Aug-15	22
Friday	07-Aug-15	24
Saturday	08-Aug-15	23
Sunday	09-Aug-15	35
Monday	10-Aug-15	24
Tuesday	11-Aug-15	50
Wednesday	12-Aug-15	24
Thursday	13-Aug-15	22
Friday	14-Aug-15	21
Saturday	15-Aug-15	17
Sunday	16-Aug-15	18
Monday	17-Aug-15	23
Tuesday	18-Aug-15	34
Wednesday	19-Aug-15	23

Day of the week	Date	Visits
Thursday	20-Aug-15	26
Friday	21-Aug-15	27
Saturday	22-Aug-15	32
Sunday	23-Aug-15	53
Monday	24-Aug-15	36
Tuesday	25-Aug-15	39
Wednesday	26-Aug-15	17
Thursday	27-Aug-15	41
Friday	28-Aug-15	20
Saturday	29-Aug-15	13
Sunday	30-Aug-15	22
Monday	31-Aug-15	32
Total		840
Averages		27

Search engines

Using this analysis, you can identify the search engines used by your visitors. You can also see how many visitors reach your pages via the respective search engines.



Search engines	Visits	%
www.google.com	9	100.00 %
Total	9	100.00 %



Search terms

The table shows the search terms by means of which your website was found most frequently. Every row contains a search term. For example, if somebody found your website by means of the phrase "repair car", both "repair" and "car" will be displayed as independent terms in the table.

Search terms	Visits	%
pinebay.net	1	14.29 %
rehoboth	1	14.29 %
bay	1	14.29 %
beach	1	14.29 %
homes	1	14.29 %
pine	1	14.29 %
sold	1	14.29 %
Total	7	100.00 %

Most frequently accessed pages

You can see the most frequently accessed pages. Only fully loaded pages are counted. Individual page elements, such as images or other elements, are not counted individually. This includes all files with the extensions .png, .jpg, jpeg, .gif, .swf, .css, .class, and .js.

Most frequently accessed pages	Page impressions	%
/index.html	471	25.50 %
/body.html	271	14.67 %
/header-left.html	262	14.19 %
/header.html	260	14.08 %
/side.html	216	11.69 %
/Pool-Rules.html	39	2.11 %
/HAandC.html	24	1.30 %
/statistics.html	17	0.92 %
/protected/PineBayDirectory2015.pdf	13	0.70 %
/statistics/mar-report.pdf	12	0.65 %
/summary-and-general-information.html	12	0.65 %
/statistics/apr-report.pdf	10	0.54 %
/statistics/feb-report.pdf	10	0.54 %
/statistics/dec-report.pdf	10	0.54 %
/mowing-landscaping-snow-plowing.html	9	0.49 %



Monthly report 01-Aug-2015 - 31-Aug-2015

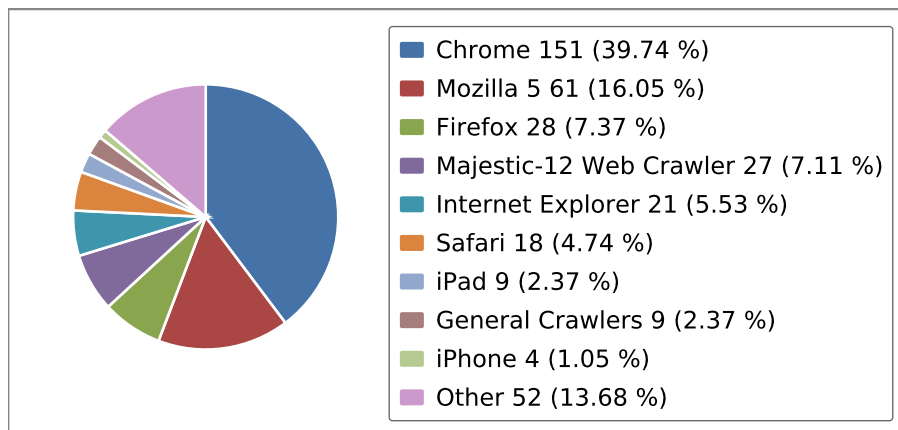
1&1 SiteAnalytics for pinebay.net

Most frequently accessed pages	Page impressions	%
/By-Laws.pdf	9	0.49 %
/statistics/sep-report.pdf	9	0.49 %
/statistics/jan-report.pdf	8	0.43 %
/protected/HOA-meeting-5-24-2015.pdf	8	0.43 %
/statistics/oct-report.pdf	8	0.43 %
/statistics/aug-report.pdf	7	0.38 %
/Trash-Recycling-YardWaste.html	7	0.38 %
/Builder-Criteria.pdf	7	0.38 %
/annual-homeowners-meeting.html	7	0.38 %
/pool-opening-social.html	7	0.38 %
/Covenant-and-Building-Regulation-Violation-Penalties.pdf	7	0.38 %
/Common-Areas-and-Lighting.html	6	0.32 %
/rules-and-regulations.html	6	0.32 %
/Official-Tree-Policy.pdf	6	0.32 %
/tree-lighting.html	6	0.32 %
/statistics/may-report.pdf	5	0.27 %
/statistics/jun-report.pdf	5	0.27 %
/Infrastructure-Management.html	5	0.27 %
/womens-social.html	5	0.27 %
/july-4th.html	5	0.27 %
/statistics/jul-report.pdf	4	0.22 %
/community-views.html	4	0.22 %
/statistics/nov-report.pdf	4	0.22 %
/ARC-Homepage.html	4	0.22 %
/protected/Annual-Meeting-9-12-2015.pdf	4	0.22 %
/protected/Annual-Meeting-9-15-2012.pdf	4	0.22 %
/under-construction.html	4	0.22 %
/ARC-Home-Page.html	3	0.16 %
/maps.html	3	0.16 %
/protected/PB-Capitol-Assets-and-Infrastructure-Requirements.pdf	3	0.16 %
/sitemap.txt	3	0.16 %

Most frequently accessed pages	Page impressions	%
/protected/PBHOA-Financial-Summary.pdf	2	0.11 %
/Covenants-Conditions-and-Restrictions.pdf	2	0.11 %
Other	34	1.84 %
Total	1,847	100.00 %

Browsers

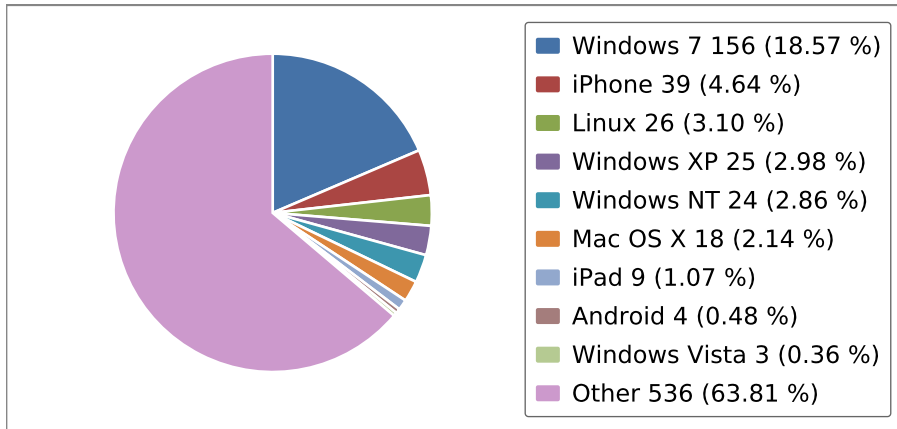
This chart shows the browsers used by your visitors. For example, this helps you to identify the browsers for which you need to optimise your website.



Browsers	Visits	%
Chrome	151	39.74 %
Mozilla 5	61	16.05 %
Firefox	28	7.37 %
Majestic-12 Web Crawler	27	7.11 %
Internet Explorer	21	5.53 %
Safari	18	4.74 %
iPad	9	2.37 %
General Crawlers	9	2.37 %
iPhone	4	1.05 %
Other	52	13.68 %
Total	380	100.00 %

Operating systems

You can see the operating systems used by your visitors. This information helps you to find out for which operating systems you may need to optimise your website.



Operating systems	Visits	%
Windows 7	156	18.57 %
iPhone	39	4.64 %
Linux	26	3.10 %
Windows XP	25	2.98 %
Windows NT	24	2.86 %
Mac OS X	18	2.14 %
iPad	9	1.07 %
Android	4	0.48 %
Windows Vista	3	0.36 %
Other	536	63.81 %
Total	840	100.00 %

Referring pages

You can see the pages that referred your visitors to your website. Referring pages may be other websites or search engines. The complete URL is displayed.

Referring pages	Visits	%
success-seo.com/try.php	47	46.08 %
www.google.com/url	9	8.82 %
buttons-for-website.com	9	8.82 %
www.wefpages.com/customers/wefpages-websites-2012.html	7	6.86 %
www.google.com/	5	4.90 %



Monthly report 01-Aug-2015 - 31-Aug-2015

1&1 SiteAnalytics for pinebay.net

Referring pages	Visits	%
dialogsearch.com/webmasters	3	2.94 %
www.bing.com/	3	2.94 %
videos-for-your-business.com	3	2.94 %
Other	16	15.69 %
Total	102	100.00 %

Visits from continents

This analysis shows which continents your visitors come from.

Continents	Visits	%
North America	359	53.20 %
Asia	226	33.47 %
Europe	69	10.27 %
South America	21	3.07 %
Total	675	100.00 %

Visits from countries

This analysis shows which countries your visitors come from. This information indicates the countries that your website should focus on or the countries for which it still needs to be optimised.

Countries	Visits	%
United States	356	52.80 %
China	216	32.00 %
Germany	22	3.20 %
Brazil	18	2.67 %
France	14	2.13 %
Italy	8	1.20 %
Netherlands	7	1.07 %
Russia	4	0.67 %
United Kingdom	4	0.53 %
Japan	3	0.40 %
Czech Rep.	3	0.40 %
Hong Kong	2	0.27 %
Belgium	2	0.27 %



Monthly report 01-Aug-2015 - 31-Aug-2015

1&1 SiteAnalytics for pinebay.net

Countries	Visits	%
Argentina	2	0.27 %
Ukraine	2	0.27 %
Philippines	2	0.27 %
Indonesia	1	0.13 %
Finland	1	0.13 %
Mexico	1	0.13 %
Malaysia	1	0.13 %
Iran	1	0.13 %
Switzerland	1	0.13 %
Sri Lanka	1	0.13 %
Other	5	0.67 %
Total	675	100.00 %

Visits from cities

This analysis shows which cities your visitors come from

Cities	Visits	%
CN:	195	28.93 %
US: Mountain View	95	14.13 %
US:	72	10.67 %
US: Mount Laurel	67	9.87 %
US: Rehoboth Beach	33	4.93 %
US: Sunnyvale	21	3.07 %
CN: Beijing	21	3.07 %
FR:	13	1.87 %
US: Lewes	12	1.73 %
DE: Berlin	11	1.60 %
US: Wilmington	8	1.20 %
US: Philadelphia	7	1.07 %
DE: Kiez	5	0.80 %
BR:	5	0.80 %
US: Woodbridge	4	0.67 %
US: Severn	4	0.67 %



Monthly report 01-Aug-2015 - 31-Aug-2015

1&1 SiteAnalytics for pinebay.net

Cities	Visits	%
NL: Amsterdam	4	0.67 %
US: Richmond	4	0.53 %
DE:	4	0.53 %
US: Boise	4	0.53 %
RU:	4	0.53 %
US: Ijamsville	3	0.40 %
CZ:	3	0.40 %
Other	76	11.33 %
Total	675	100.00 %