

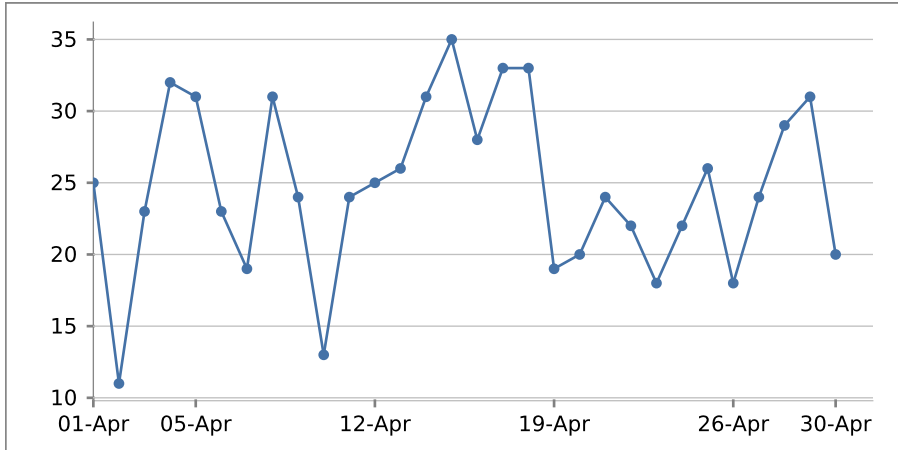


Monthly report 01-Apr-2015 - 30-Apr-2015

1&1 SiteAnalytics for pinebay.net

Visits

All page impressions from the same computer are summarised as one visit. The visits are uniquely identified on the basis of the IP address and the browser ID. As several people may share a computer (e.g. in a cybercafé), the number of visits may not be the same as the number of visitors.



Day of the week	Date	Visits
Wednesday	01-Apr-15	25
Thursday	02-Apr-15	11
Friday	03-Apr-15	23
Saturday	04-Apr-15	32
Sunday	05-Apr-15	31
Monday	06-Apr-15	23
Tuesday	07-Apr-15	19
Wednesday	08-Apr-15	31
Thursday	09-Apr-15	24
Friday	10-Apr-15	13
Saturday	11-Apr-15	24
Sunday	12-Apr-15	25
Monday	13-Apr-15	26
Tuesday	14-Apr-15	31
Wednesday	15-Apr-15	35
Thursday	16-Apr-15	28
Friday	17-Apr-15	33
Saturday	18-Apr-15	33
Sunday	19-Apr-15	19



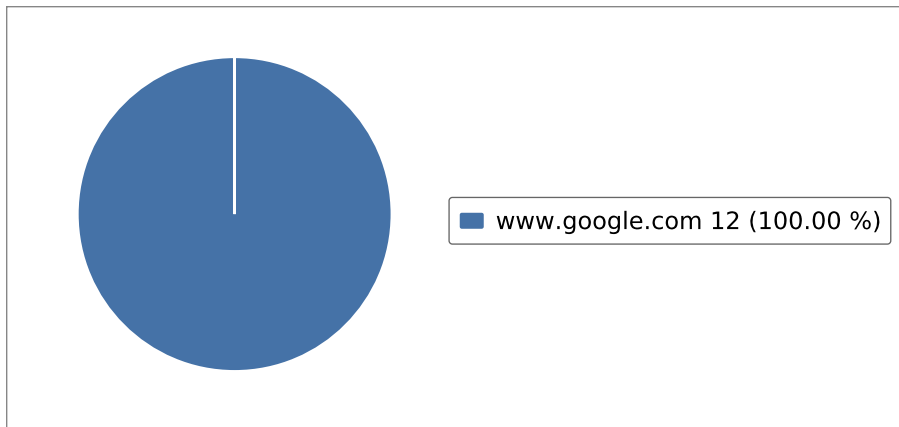
Monthly report 01-Apr-2015 - 30-Apr-2015

1&1 SiteAnalytics for pinebay.net

Day of the week	Date	Visits
Monday	20-Apr-15	20
Tuesday	21-Apr-15	24
Wednesday	22-Apr-15	22
Thursday	23-Apr-15	18
Friday	24-Apr-15	22
Saturday	25-Apr-15	26
Sunday	26-Apr-15	18
Monday	27-Apr-15	24
Tuesday	28-Apr-15	29
Wednesday	29-Apr-15	31
Thursday	30-Apr-15	20
Total		740
Averages		25

Search engines

Using this analysis, you can identify the search engines used by your visitors. You can also see how many visitors reach your pages via the respective search engines.



Search engines	Visits	%
www.google.com	12	100.00 %
Total	12	100.00 %



Search terms

The table shows the search terms by means of which your website was found most frequently. Every row contains a search term. For example, if somebody found your website by means of the phrase "repair car", both "repair" and "car" will be displayed as independent terms in the table.

Search terms	Visits	%
pinebay.net	1	20.00 %
homeowners	1	20.00 %
association	1	20.00 %
bay	1	20.00 %
pine	1	20.00 %
Total	5	100.00 %

Most frequently accessed pages

You can see the most frequently accessed pages. Only fully loaded pages are counted. Individual page elements, such as images or other elements, are not counted individually. This includes all files with the extensions .png, .jpg, jpeg, .gif, .swf, .css, .class, and .js.

Most frequently accessed pages	Page impressions	%
/index.html	798	45.44 %
/body.html	194	11.05 %
/header.html	178	10.14 %
/side.html	178	10.14 %
/header-left.html	173	9.85 %
/statistics.html	18	1.03 %
/sponsors.html	13	0.74 %
/Trash-Recycling-YardWaste.html	10	0.57 %
/statistics/feb-report.pdf	10	0.57 %
/statistics/sep-report.pdf	10	0.57 %
/statistics/oct-report.pdf	10	0.57 %
/statistics/apr-report.pdf	9	0.51 %
/statistics/dec-report.pdf	9	0.51 %
/statistics/mar-report.pdf	8	0.46 %
/statistics/aug-report.pdf	7	0.40 %
/statistics/jul-report.pdf	7	0.40 %
/statistics/jan-report.pdf	7	0.40 %



Monthly report 01-Apr-2015 - 30-Apr-2015

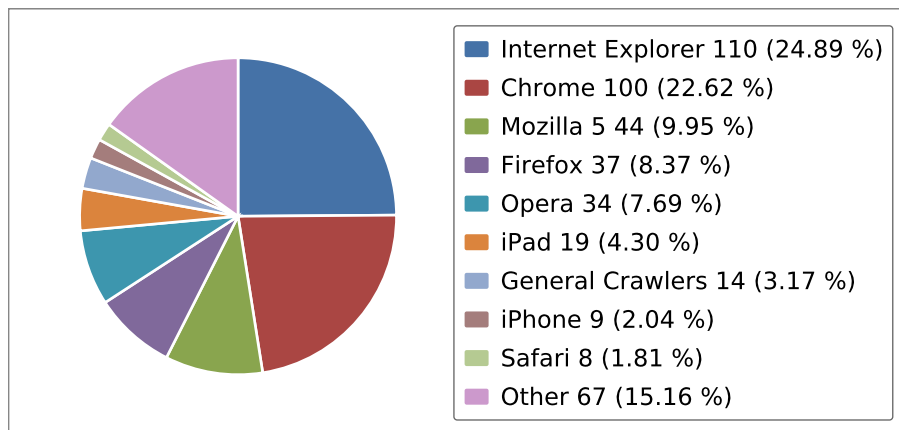
1&1 SiteAnalytics for pinebay.net

Most frequently accessed pages	Page impressions	%
/statistics/jun-report.pdf	7	0.40 %
/statistics/may-report.pdf	6	0.34 %
/statistics/nov-report.pdf	5	0.28 %
/summary-and-general-information.html	5	0.28 %
/womens-social.html	5	0.28 %
/setback-requirements.html	4	0.23 %
/builder-criteria.html	4	0.23 %
/ARC-Homepage.html	4	0.23 %
/Pool-Rules.html	4	0.23 %
/ARC-approval-submissions.html	4	0.23 %
/Common-Areas-and-Lighting.html	3	0.17 %
/ARC-abridged-covenants.html	3	0.17 %
/Trees-Common-Areas-and-Lighting.html	3	0.17 %
/protected/2014-PINE-BAY-DIRECTORY-092114.pdf	3	0.17 %
/pool-opening-social.html	3	0.17 %
/Official-Tree-Policy.pdf	3	0.17 %
/protected/HOA-meeting-10-12-2014.html	3	0.17 %
/sitemap.txt	3	0.17 %
/ARC-Approval-Submissions.pdf	2	0.11 %
/protected/PineBayDirectory2015.pdf	2	0.11 %
/maps.html	2	0.11 %
/community-views.html	2	0.11 %
/protected/Annual-Meeting-9-20-2014.pdf	2	0.11 %
/protected/HOA-meeting-12-7-2014.pdf	2	0.11 %
/HAandC.html	2	0.11 %
/ARC-Abridged-Covenants.pdf	2	0.11 %
/2012-4th-July.html	2	0.11 %
/protected/PB-Financial-Statements-2014-2015.pdf	2	0.11 %
/july-4th.html	2	0.11 %
/can-this-tree-be-saved.html	2	0.11 %
/under-construction.html	2	0.11 %

Most frequently accessed pages	Page impressions	%
Other	19	1.08 %
Total	1,756	100.00 %

Browsers

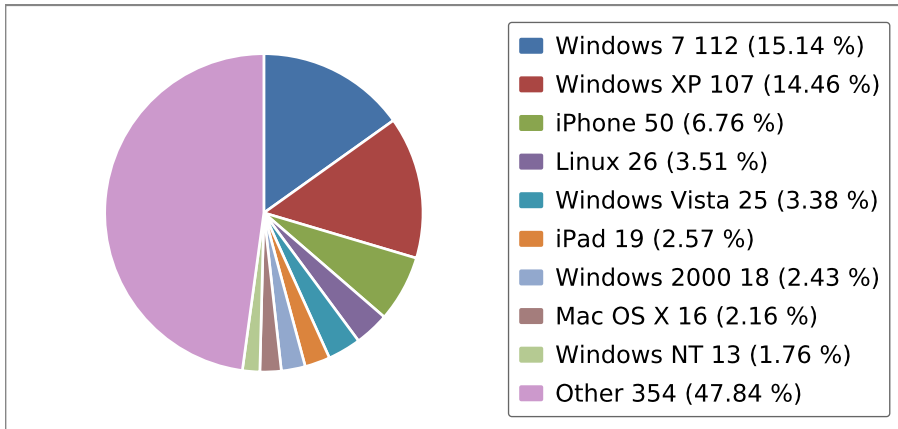
This chart shows the browsers used by your visitors. For example, this helps you to identify the browsers for which you need to optimise your website.



Browsers	Visits	%
Internet Explorer	110	24.89 %
Chrome	100	22.62 %
Mozilla 5	44	9.95 %
Firefox	37	8.37 %
Opera	34	7.69 %
iPad	19	4.30 %
General Crawlers	14	3.17 %
iPhone	9	2.04 %
Safari	8	1.81 %
Other	67	15.16 %
Total	442	100.00 %

Operating systems

You can see the operating systems used by your visitors. This information helps you to find out for which operating systems you may need to optimise your website.



Operating systems	Visits	%
Windows 7	112	15.14 %
Windows XP	107	14.46 %
iPhone	50	6.76 %
Linux	26	3.51 %
Windows Vista	25	3.38 %
iPad	19	2.57 %
Windows 2000	18	2.43 %
Mac OS X	16	2.16 %
Windows NT	13	1.76 %
Other	354	47.84 %
Total	740	100.00 %

Referring pages

You can see the pages that referred your visitors to your website. Referring pages may be other websites or search engines. The complete URL is displayed.

Referring pages	Visits	%
best-seo-offer.com/try.php	20	8.81 %
buttons-for-your-website.com	19	8.37 %
www.google.com/url	12	5.29 %
buttons-for-website.com	8	3.52 %
best-seo-solution.com/try.php	8	3.52 %



Monthly report 01-Apr-2015 - 30-Apr-2015

1&1 SiteAnalytics for pinebay.net

Referring pages	Visits	%
www.google.com/	8	3.52 %
www.artparquet.ru/	6	2.64 %
ikidz.ru/	5	2.20 %
Other	141	62.11 %
Total	227	100.00 %

Visits from continents

This analysis shows which continents your visitors come from.

Continents	Visits	%
North America	311	54.49 %
Europe	160	28.03 %
Asia	80	14.02 %
South America	18	3.15 %
Australia	2	0.31 %
Total	571	100.00 %

Visits from countries

This analysis shows which countries your visitors come from. This information indicates the countries that your website should focus on or the countries for which it still needs to be optimised.

Countries	Visits	%
United States	306	53.50 %
Ukraine	86	14.95 %
China	76	13.22 %
United Kingdom	19	3.30 %
Russia	19	3.30 %
Brazil	15	2.67 %
Germany	9	1.57 %
France	8	1.42 %
Italy	8	1.42 %
Mexico	4	0.63 %
Finland	3	0.47 %
Netherlands	3	0.47 %



Monthly report 01-Apr-2015 - 30-Apr-2015

1&1 SiteAnalytics for pinebay.net

Countries	Visits	%
Japan	2	0.31 %
Canada	2	0.31 %
Argentina	2	0.31 %
Australia	2	0.31 %
Philippines	2	0.31 %
Spain	2	0.31 %
Austria	1	0.16 %
Sweden	1	0.16 %
India	1	0.16 %
Portugal	1	0.16 %
Greece	1	0.16 %
Other	2	0.40 %
Total	572	100.00 %

Visits from cities

This analysis shows which cities your visitors come from

Cities	Visits	%
US:	110	19.20 %
US: Mountain View	87	15.26 %
UA:	75	13.06 %
CN:	65	11.33 %
US: Mount Laurel	19	3.30 %
GB: Newcastle	18	3.15 %
RU:	14	2.52 %
US: Sunnyvale	14	2.36 %
US: Wilmington	14	2.36 %
US: Philadelphia	12	2.05 %
CN: Beijing	11	1.89 %
US: Rehoboth Beach	10	1.73 %
UA: Kisel?v	6	1.10 %
FR:	6	1.10 %
DE: Kiez	6	1.10 %



Monthly report 01-Apr-2015 - 30-Apr-2015

1&1 SiteAnalytics for pinebay.net

Cities	Visits	%
US: Woodbridge	5	0.94 %
BR:	5	0.94 %
IT:	4	0.79 %
UA: Kiev	4	0.79 %
US: Morgantown	4	0.63 %
US: Lewes	3	0.47 %
DE:	3	0.47 %
FI: Helsinki	3	0.47 %
Other	74	12.99 %
Total	572	100.00 %